

Expanded Cottage Kitchens Feature!

# COTTAGES

& BUNGALOWS

A Light  
& Bright  
Summer

Tour cheery homes and  
gorgeous gardens

Set the  
**PERFECT**  
patriotic table

GARDEN

Visit a dream retreat,  
shop charming kitchen  
and bath finds, see an  
en suite makeover

JUNE/JULY 2023 | Display until 6/20/2023  
VOLUME 17, NO. 03 | \$11.99 US



EG MEDIA INVESTMENTS LLC

# A Range of KITCHEN MAKEOVERS

See how designers transformed small, impractical kitchens into gorgeous entertaining areas.

WRITTEN BY MARISSA MOLDOCH

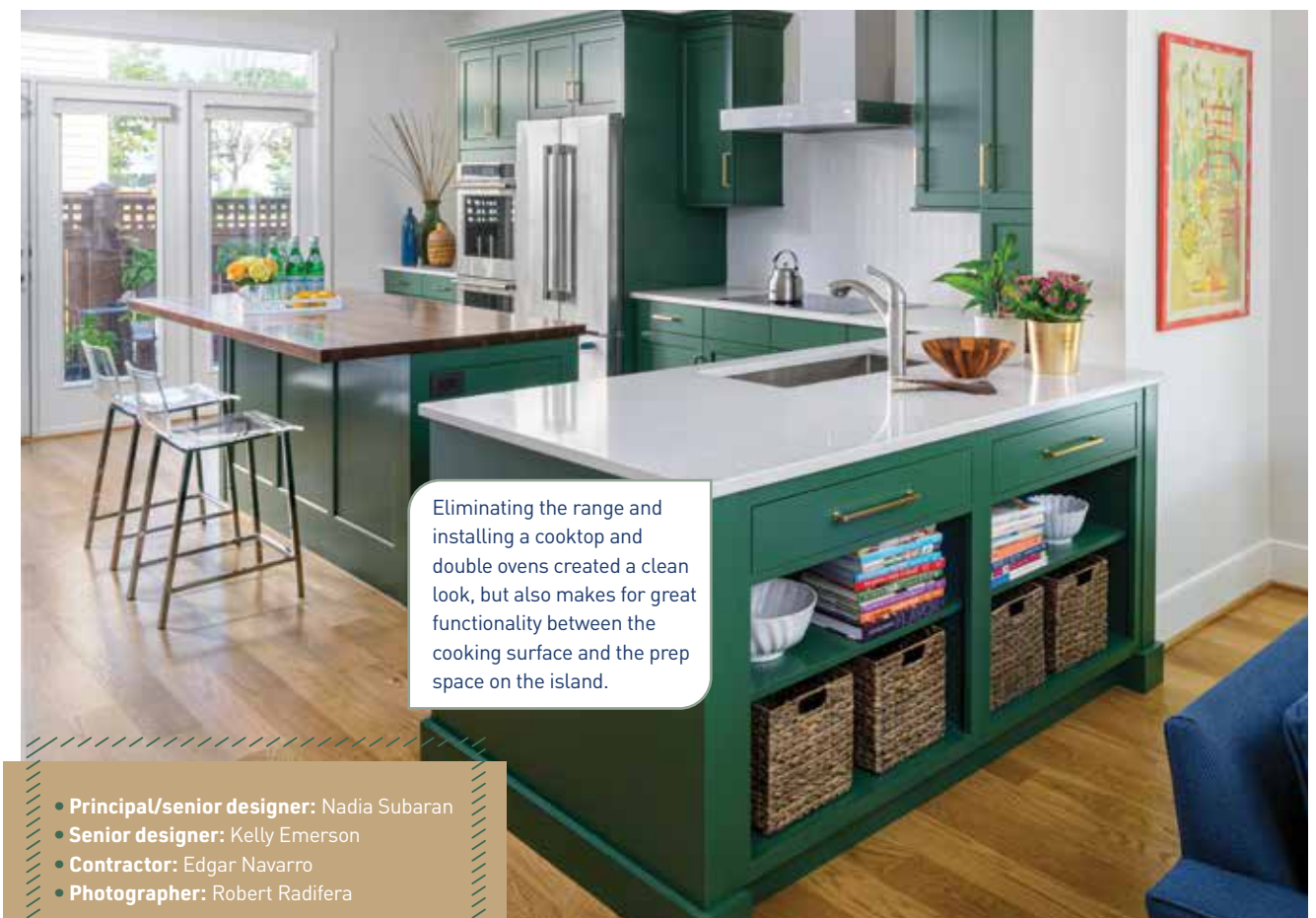
**Every kitchen has a unique personality.** Some are bold and daring while others are simple and subdued. From paint colors and cabinetry to lighting fixtures and refrigerators, many elements must come together to create a cohesive style.

Since the kitchen is one of your main prep spaces—and a place where you will be spending a significant amount of time—it should be both fun and functional. Learn how these professional designers achieved that goal.



## GIVE IT THE GREEN LIGHT

Located in Silver Spring, Maryland, this kitchen used to be a cramped area that lacked adequate counterspace and cabinetry. The homeowners knew there was room for improvement, so they asked Aidan Design to come to the rescue. According to Kelly Emerson, senior designer, the vision for the project was “to create a more functional and proportional space that reflected the client’s aesthetic.” They took inspiration from other green kitchens and incorporated wood elements to add character and warmth.



- **Principal/senior designer:** Nadia Subaran
- **Senior designer:** Kelly Emerson
- **Contractor:** Edgar Navarro
- **Photographer:** Robert Radifera

cottage kitchens

A faint black geometric patterned wallpaper adds texture without being distracting.

Taking cues from the homeowner's favorite rug, a jewel-toned color palette came to life.



Upholstered chairs in a fabric that is part cheetah, part faux bois provide whimsy and fun.

- Interior design: Annie Elliott Design
- Photographer: Stacy Zarin Goldberg



FROM VISION TO REALITY

The owner of this Washington, D.C., home hired Annie Elliott Design to revamp her kitchen's layout. "My client wanted this part of her home to feel more like an eat-in kitchen than a kitchen plus dining room. She often works at her large dining table and she wanted the space to feel as expansive as possible," says Annie Elliott, principal designer and CEO. "To that end, we decided to remove the island separating the kitchen and dining areas; she was willing to sacrifice counter and storage space to get the result she wanted."



Potters ceramic wall tile from the Lauren Liess Habitat Collection at [architessa.com](http://architessa.com) along with vintage-inspired lighting and glass-front cabinets create a French country ambience.




## JUST THE TWO OF US

After raising their children, this home's empty nesters saved their money and splurged on a timeless kitchen renovation for their McLean, Virginia, home. "They wanted a bright white kitchen with a large island," says Tanya Smith-Shiflett, NKBA, owner/founder of Unique Kitchens & Baths. When they inquired about a new built-in hutch, Tanya recommended cabinetry from Unique Kitchens & Baths' Lauren Liess collection.

- Designer: Tanya Smith-Shiflett
- Builder: Carrmichael Construction
- Photographer: Stacy Zarin Goldberg



Vintage finds and wall tiles add character, charm and warmth to the kitchen.



- **Designer:** Tanya Smith-Shiflett
- **Builder:** Carrmichael Construction
- **Photographer:** Stacy Zarin Goldberg

## FOR THE *GIRLS*

Unique Kitchens & Baths helped another couple expand their kitchen, but this time they had to keep the children in mind. “They wanted to create an open-concept kitchen with a baking area for their two daughters,” designer Tanya Smith-Shiflett says. She incorporated grass cloth in the dining room and vintage tile in the kitchen to bring texture and warmth to the spaces. The bright accent pieces add another cheerful touch. They are the cherries on top of this delightful Alexandria, Virginia, home.



The range hood, custom made and painted to match the cabinetry, is the star of the show with its gold strap detail.

- Senior designer: Melissa Cooley
- Project developer: Hope Hassell
- Photographer: Angela Newton Roy
- Project manager: Jason Burdo




A quartz backsplash emulates the look of mountains and matches the island top.

## COME ONE, COME ALL!

A well-traveled, multicultural family of four in Great Falls, Virginia, eagerly embraced colors and creative ideas during their kitchen remodel. “The client came to our team with an eclectic vision, very similar to her favorite circus show, ‘Cirque du Soleil,’” says Melissa Cooley, senior designer at Case Architects & Remodelers. “They were deeply inspired by the array of colors and excitement that exuded from the show and wanted to incorporate some of those elements within their kitchen. We translated that to mean something exciting, interesting and fun.”



A furniture-like storage unit, separate from the finishes in the kitchen, ties together the breakfast area and the family room.



Creative flair is realized through stunning pendant lighting.

## UNDERSTATED *ELEGANCE*

The owners of this home, a young family of four, had a hard time entertaining their guests in their small kitchen. Fortunately, TriVistaUSA knew just how to help the Arlington, Virginia, residents.

"The main goal for the project was to give the growing family the space they needed to set their roots," says Michael Sauri, president and co-owner of TriVistaUSA. After a major update, he says the area has "a relaxed and welcoming ambience."

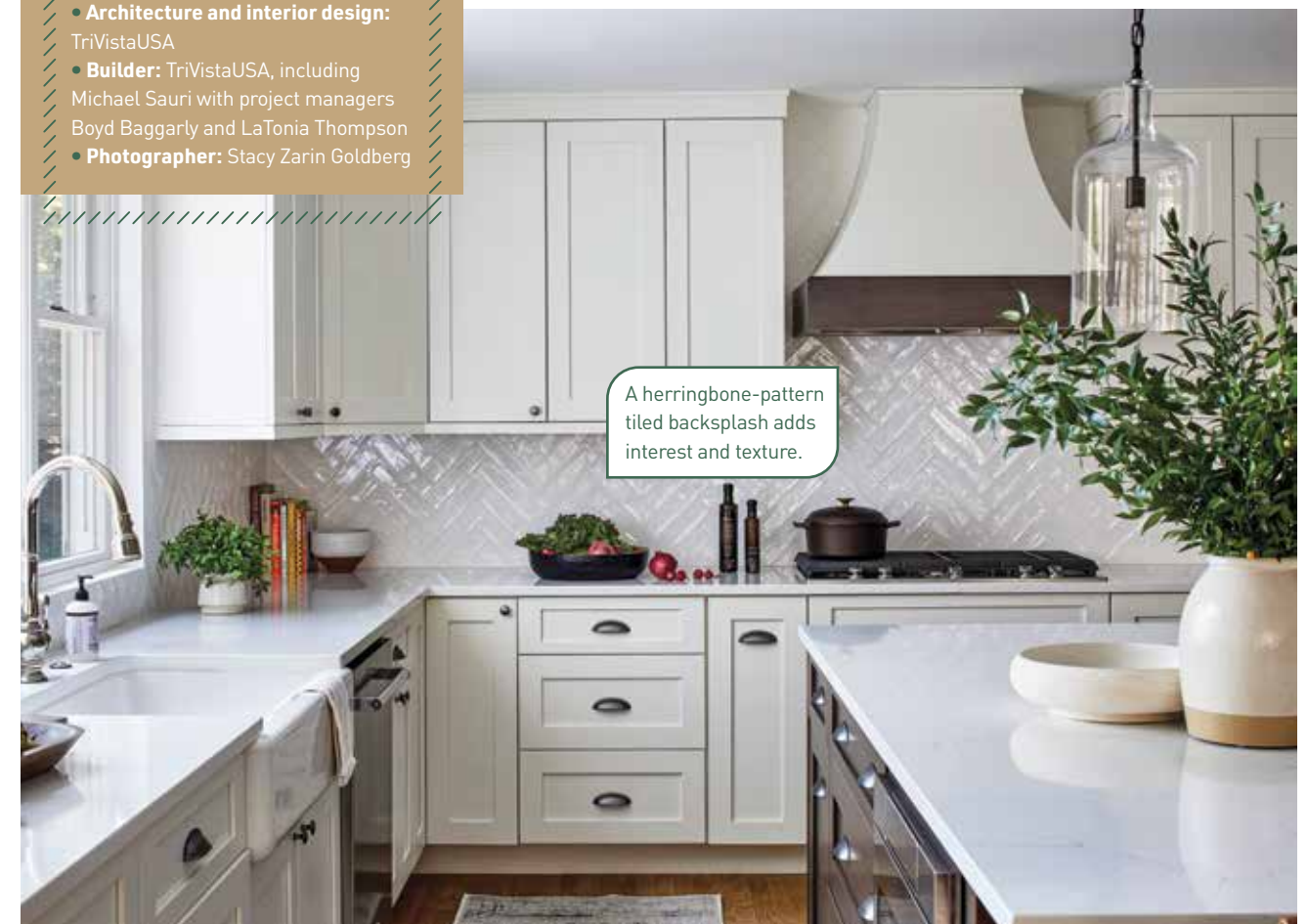


A stained band on the range hood to match the island was a focal point in the design.



A beverage fridge, along with a full-size fridge, maximize cooling space.

- **Architecture and interior design:** TriVistaUSA
- **Builder:** TriVistaUSA, including Michael Sauri with project managers Boyd Baggarly and LaTonia Thompson
- **Photographer:** Stacy Zarin Goldberg



A herringbone-pattern tiled backsplash adds interest and texture.